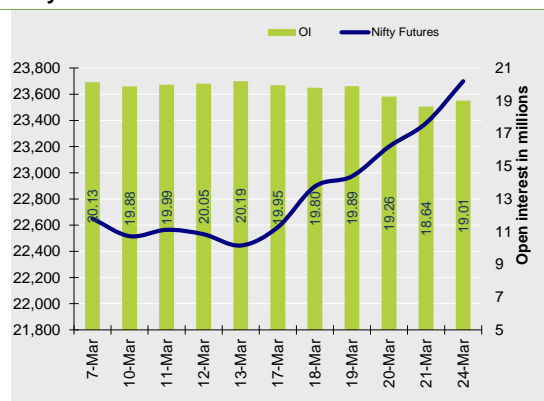


Nifty Snapshot

	Close	Prv Cl.	Ab chg	% chg
Spot	23,658.35	23,350.40	307.95	1.32
Futures	23,699.35	23,379.85	319.50	1.37
OI(ml shr)	19.01	18.64	0.37	2.00
Vol (lots)	151429	120829	30600	25.33
COC	41.00	29.45	11.55	39.2
PCR-OI	1.22	1.15	0.07	6.4

Nifty Futures Price v/s OI



Institutional Activity in previous trading session

(in Rs cr.)	Buy	Sell	Net
Index Futures	5997.51	5656.56	340.95
Index Options	1428568.87	1447881.48	-19312.61
Stock Futures	129092.78	128150.81	941.97
Stock Options	105564.63	103733.55	1831.08
FII Cash	15,777.73	12,721.97	3,055.76
DII Cash	12,879.29	12,780.75	98.54

Net FII Activity (in Rs cr.)

Date	Idx Fut	Stk Fut	Idx Opt	Cash
24-Mar	341.0	942.0	-19312.6	3056
21-Mar	2419.0	1187.8	-14188.6	7470
20-Mar	2933.4	3253.0	-66511.0	3239
19-Mar	1992.1	479.5	22702.0	-1097
18-Mar	4761.4	3302.0	-13919.3	695
17-Mar	1899.3	3336.3	13456.7	-4488

Technical Pivot (Intraday):

	S2	S1	PIVOT	R1	R2
NIFTY	23335	23515	23625	23805	23910
BANKNIFTY	50425	51090	51465	52130	52505

(Price is in Rs; OI is in million units; Price chg and OI chg are in percentage) **NB RESEARCH**

Fresh Longs seen in:

Scrip	Price	Price chg	OI	OI Chg
APOLLOTYRE	433.9	2.0	13.0	13.6
FINNIFTY	25085.1	2.1	0.1	13.5
TITAGARH	816.5	3.9	2.6	9.4

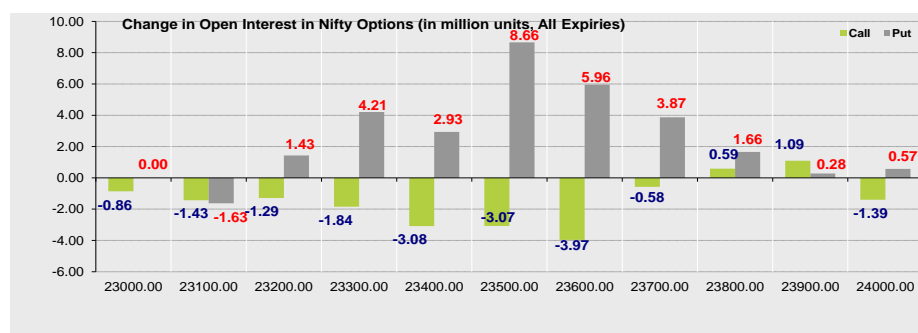
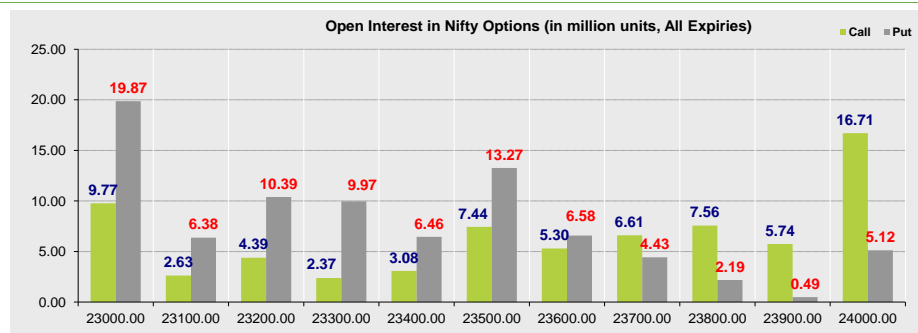
Short Covering seen in:

Scrip	Price	Price chg	OI	OI Chg
CDSL	1233.5	1.6	11.2	-15.6
TATAELXSI	5631.7	3.3	1.5	-14.2
NBCC	85.4	1.7	29.4	-13.4

Summary

- Indian markets closed on positive note where buying was mainly seen in Financial Services, IT, Oil & Gas Sectors. Nifty Mar Futures closed at 23699.35 (up 319.50 points) at a premium of 41.00 pts to spot.
- FII's were net buyers in Cash to the tune of 3055.76 Cr and were net buyers in index futures to the tune of 340.95 Cr.
- India VIX increased by 8.94% to close at 13.70 touching an intraday high of 13.95.

Open Interest in Nifty Options:



- The above second chart shows previous trading day's change in Nifty options where Addition in OI were seen in 23900, 23800 strike Calls and at 23500, 23600, 23700 strike Puts indicating market is likely to remain positive in the near term.
- Highest OI build-up is seen at 24000 strike Calls and 23000 strike Puts, to the tune of 16.71mn and 19.87mn respectively.

Outlook on Nifty:

Index is likely to open on a positive note today and is likely to remain positive during the day.

NIFTY50 Options OI (CE OI = Resistance) (PE OI = Support)

Symbol	Highest CE OI	Highest PE OI	CMP
ADANIPTS	1200	1200	1203
ADANIENT	2600	2600	2373
ASIANPAINT	2400	2200	2320
AXISBANK	1100	1100	1098
BAJAJ-AUTO	8200	7500	8113
BAJAJFINSV	1900	1800	1893
BAJFINANCE	9200	8500	9092
BHARTIARTL	1720	1700	1720
BPCL	270	270	280
BRITANNIA	4900	4100	4807
CIPLA	1580	1240	1524
COALINDIA	395	390	406
DIVISLAB	6000	4700	5914
DRREDDY	1200	1100	1206
EICHERMOT	5100	5000	5430
GRASIM	2420	2400	2516
HCLTECH	1620	1360	1603
HDFCBANK	1760	1760	1800
HDFCLIFE	710	640	680
HEROMOTOCO	4000	3500	3633
HINDALCO	720	700	701
HINDUNILVR	2300	2200	2254
ICICIBANK	1380	1300	1360
ITC	420	400	412
INDUSINDBK	750	600	673

NIFTY50 Options OI (CE OI = Resistance) (PE OI = Support)

Symbol	Highest CE OI	Highest PE OI	CMP
INFY	1700	1560	1595
IOC	135	100	134
JSWSTEEL	1120	1000	1060
KOTAKBANK	2200	2100	2173
LT	3250	3100	3477
LTIM	4800	4400	4618
M&M	3000	2700	2777
MARUTI	12500	11500	11906
NESTLEIND	2260	2100	2268
NTPC	340	340	366
ONGC	235	235	244
POWERGRID	280	280	292
RELIANCE	1300	1200	1301
SBILIFE	1500	1400	1568
SBIN	800	700	780
SUNPHARMA	1680	1680	1784
TATACONSUM	1000	960	971
TATAMOTORS	720	680	714
TATASTEEL	155	150	158
TCS	3800	3500	3629
TECHM	1500	1400	1458
TITAN	3200	3100	3080
ULTRACEMCO	10400	10400	11064
UPL	640	640	659
WIPRO	300	260	269

OI against MWPL				
Symbol	MWPL	Open Interest	Limit for next day	% OI
BSE	21145594	18883375	1204939	89%
BSOFT	32732991	28448000	2648341	87%
INDUSINDBK	120801433	104923000	Ban	87%
SAIL	289139949	240196000	34486951	83%
CHAMBLFERT	31728204	26290300	3851493	83%
MANAPPURAM	109606743	90351000	13775405	82%
HINDCOPPER	65482129	51958550	10249472	79%
ANGELONE	11629844	9192400	1855951	79%
POLYCAB	11116953	8605625	1955480	77%
BANDHANBNK	193371093	149270800	34431738	77%
CANBK	672420574	513263250	125536295	76%
LTF	168347815	127394562	32535862	76%
GRANULES	29658038	22094000	6081136	74%
AARTIIND	41800237	30982000	8728225	74%
NMDC	689383367	497691000	157223198	72%
RBLBANK	121553638	87035000	28440956	72%
PNB	687763516	489152000	164223340	71%
ADANIENT	60081955	42209100	14868757	70%
BANKBARODA	372635498	259997400	94006323	70%
KEI	12418320	8443350	3354054	68%
ABCAPITAL	162341346	109247400	44976878	67%
NATIONALUM	178967755	119812500	50206867	67%
CDSL	35530000	23670500	10083000	67%
IDEA	8405889130	5579520000	2406074673	66%
MGL	13335005	8653200	4015054	65%
IREDA	134388235	86147400	41521423	64%
ABFRL	121576670	76619400	38878436	63%
LICHSGFIN	60244101	37820000	19411895	63%
PEL	24051388	14835750	8013068	62%
MCX	10180563	6095300	3576234	60%
BHEL	256482590	150050250	93608210	59%
TITAGARH	16037381	9156875	6078636	57%
IDFCFIRSTB	1384634147	787597500	527804939	57%

[illegible]

Derivative Recommendations:

Stock Name	Call (Buy/Sell)	Entry price	Targets	Stop Loss	Duration	Status
NIL						

FROM THE EQUITY DERIVATIVE DESK:

NIRAV HARISH CHHEDA
AVP - DERIVATIVES AND TECHNICAL RESEARCH
E-Mail: nirav.chheda@nirmalbang.com
Tel no: 6273-8199/8000

AMIT BHUPTANI
SNR.DERIVATIVES AND TECHNICAL RESEARCH ANALYST
E-Mail: amit.bhuptani@nirmalbang.com
Tel no: 6273-8242/8000

DISCLOSURES

Research Reports that are published by Nirmal Bang Securities Private Limited (hereinafter referred to as "NBSPL") are for private circulation only. NBSPL is a registered Research Analyst under SEBI (Research Analyst) Regulations, 2014 having Registration no. INH000001766. NBSPL is also a registered Stock Broker with National Stock Exchange of India Limited, BSE Limited, Metropolitan Stock Exchange of India Limited, Multi Commodity Exchange of India Limited, National Commodity and Derivative Exchange Limited and Indian Commodity Exchange Limited in cash and Equity and Commodities derivatives segments.

NBSPL has other business divisions with independent research teams separated by Chinese walls, and therefore may, at times, have different or contrary views on stocks and markets.

NBSPL or its associates have not been debarred / suspended by SEBI or any other regulatory authority for accessing / dealing in securities Market. NBSPL, its associates or analyst or his relatives do not hold any financial interest (Except Investment) in the subject company. NBSPL or its associates or Analyst do not have any conflict or material conflict of interest at the time of publication of the research report with the subject company. NBSPL or its associates or Analyst or his relatives may or may not hold beneficial ownership of 1% or more in the subject company at the end of the month immediately preceding the date of publication of this research report.

NBSPL or its associates / analyst has not received any compensation / managed or co-managed public offering of securities of the company covered by Analyst during the past twelve months. NBSPL or its associates have not received any compensation or other benefits from the company covered by Analyst or third party in connection with the research report. Analyst has not served as an officer, director or employee of Subject Company. NBSPL / analyst has not been engaged in market making activity of the subject company.

Analyst Certification: The research analysts and authors of these reports, hereby certify that the views expressed in this research report accurately reflects my/our personal views about the subject securities, issuers, products, sectors or industries. It is also certified that no part of the compensation of the analyst(s) was, is, or will be directly or indirectly related to the inclusion of specific recommendations or views in this research. The analyst(s) principally responsible for the preparation of this research report and has taken reasonable care to achieve and maintain independence and objectivity in making any recommendations.

DISCLAIMER

This report is for the personal information of the authorized recipient and does not construe to be any investment, legal or taxation advice to you. NBSPL is not soliciting any action based upon it. Nothing in this research shall be construed as a solicitation to buy or sell any security or product, or to engage in or refrain from engaging in any such transaction. In preparing this research, we did not take into account the investment objectives, financial situation and particular needs of the reader.

This research has been prepared for the general use of the clients of NBSPL and must not be copied, either in whole or in part, or distributed or redistributed to any other person in any form. If you are not the intended recipient you must not use or disclose the information in this research in any way. Though disseminated to all the customers simultaneously, not all customers may receive this report at the same time. NBSPL will not treat recipients as customers by virtue of their receiving this report. This report is not directed or intended for distribution to or use by any person or entity resident in a state, country or any jurisdiction, where such distribution, publication, availability or use would be contrary to law, regulation or which would subject NBSPL & its group companies to registration or licensing requirements within such jurisdictions.

The report is based on the information obtained from sources believed to be reliable, but we do not make any representation or warranty that it is accurate, complete or up-to-date and it should not be relied upon as such. We accept no obligation to correct or update the information or opinions in it. NBSPL or any of its affiliates or employees shall not be in any way responsible for any loss or damage that may arise to any person from any inadvertent error in the information contained in this report. NBSPL or any of its affiliates or employees do not provide, at any time, any express or implied warranty of any kind, regarding any matter pertaining to this report, including without limitation the implied warranties of merchantability, fitness for a particular purpose, and non-infringement. The recipients of this report should rely on their own investigations.

This information is subject to change without any prior notice. NBSPL reserves its absolute discretion and right to make or refrain from making modifications and alterations to this statement from time to time. Nevertheless, NBSPL is committed to providing independent and transparent recommendations to its clients, and would be happy to provide information in response to specific client queries.

Before making an investment decision on the basis of this research, the reader needs to consider, with or without the assistance of an adviser, whether the advice is appropriate in light of their particular investment needs, objectives and financial circumstances. There are risks involved in securities trading. The price of securities can and does fluctuate, and an individual security may even become valueless. International investors are reminded of the additional risks inherent in international investments, such as currency fluctuations and international stock market or economic conditions, which may adversely affect the value of the investment. Opinions expressed are subject to change without any notice. Neither the company nor the director or the employees of NBSPL accept any liability whatsoever for any direct, indirect, consequential or other loss arising from any use of this research and/or further communication in relation to this research. Here it may be noted that neither NBSPL, nor its directors, employees, agents or representatives shall be liable for any damages whether direct or indirect, incidental, special or consequential including lost revenue or lost profit that may arise from or in connection with the use of the information contained in this report.

Copyright of this document vests exclusively with NBSPL. Our reports are also available on our website www.nirmalbang.com